



The Handheld Future of Precision Medicine

Rapidly and accurately detects COVID-19, Ebola, MERS, Zika, HIV, STD, other infections, cardiovascular disorders, cancers, Alzheimer's, other neuro-diseases, prognoses health and longevity.



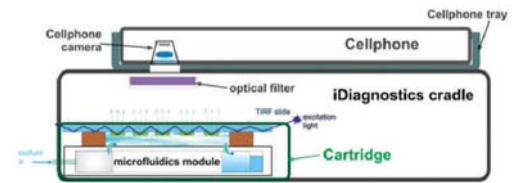
i-Diagnostics Device

Built on the most sensitive detection platform, capable of single molecule detecting, this handheld device brings enabling technology to the new dimensions in diagnostics.

3D - fibroin-enhanced 3D TIRF real-time microarrays minimize false-negative and false-positive results. Confidence is the key to diagnostics.

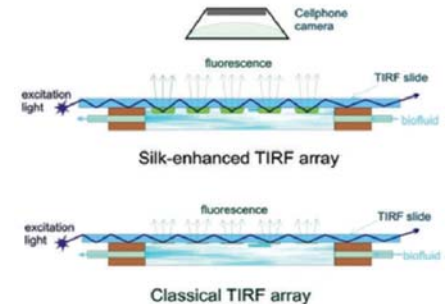
4D - detecting of 4 classes of biomarkers: DNA, RNA, proteins, and metabolites enables accurate diagnosing necessary for precision medicine.

5D - intelligence based on the open source platform enables the global network of scientists and doctors creating smart applications to prevent emergence and localize outbreaks of infections.



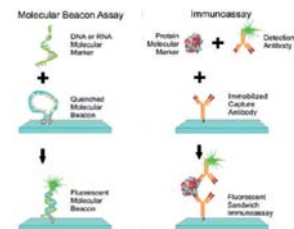
i-Diagnostics Technology (patent pending)

The underlying technology uses the phenomenon of Total Internal Reflection Fluorescence (TIRF), which provides extremely thin layer of excitation light ~100 nm, thus removing the background interference, maximizing the sensitivity, and minimizing rate of false-positive and false-negative responses. Combined with microfluidics and nanotechnology, the ultrasensitive handheld device can detect and analyze over 100 different biomarkers simultaneously, on par with benchtop devices.



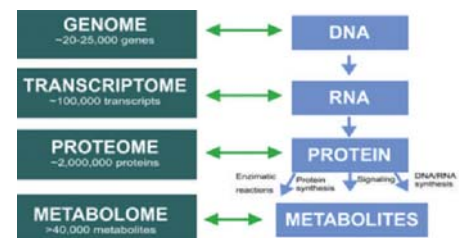
3D - Real-time TIRF Microarray

Classical TIRF microarrays are 2D. In i-Diagnostics they are extended into the 3rd dimension using spider silk protein, which acts both as a light-guide and an assay chamber. The 3D TIRF allows encapsulating of bioassays into biologically friendly environment, where molecular beacons not only exhibit major gain in sensitivity, but also results in the speed of the response and minimal requirements to sample preparation.



4D - Mega-diagnostics Detects 4 Classes of Biomarkers

Typical technologies detect only one class of biomarkers. i-Diagnostics can detect all 4 major classes of biomarkers simultaneously, DNA, RNA, proteins, and metabolites, allowing for designing of complex diagnostic panels necessary for precision personalized medicine. Scalability of i-Diagnostics technology can go from 10 to 100 and 1,000 biomarkers on a single microarray, making i-Diagnostics a genuine Mega-diagnostics platform.



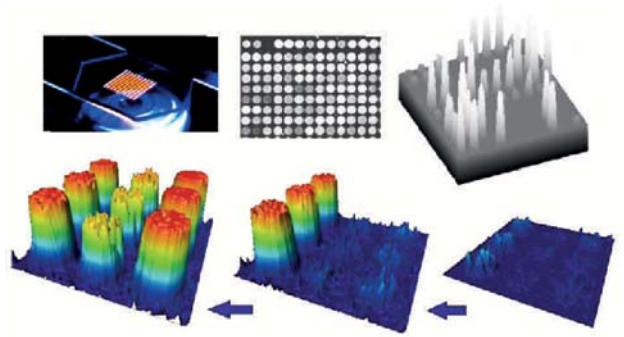
Early Diagnosing = A Step Ahead of Any Disease



Using Open Source i-Diagnostics Platform for Creating Global Biological Safety Infrastructure

INTELLIGENCE - a Dimension Driven by Open Source Platform

Complex diagnostics is powerful to use, but hard to develop. We pledge to make i-Diagnostics THE OPEN SOURCE PLATFORM - so that thousands research groups worldwide can develop their own applications using their areas of expertise. The envisioned global network will create the infrastructure preventing outbreaks and emergence of infections. Diagnostic panels will be designed by researchers, but inspired by doctors and other users to sync their needs with technological potential of i-Diagnostics. Making the technology affordable is essential to spearhead joined effort in assay development, to global acceptance, and to expeditious regulatory process.




Real Time DNA/Protein detection by TIRF microarray

i-Diagnostics Applications

- Detection and diagnosing of infection diseases: COVID-19, influenza, Ebola, HIV, Zika, STDs, etc.
- Diagnosis and prognosis of cancer
- Diagnosis and prognosis of cardiovascular diseases
- Diagnosis and prognosis of Alzheimer's, Parkinson's and other neurological disorders
- Drug development studies
- Longevity studies and popular efforts
- Food and water safety applications
- Civil and military biodefense applications
- Forensic applications
- Environmental applications
- Agricultural analyses

Mega-Diagnostics in the Palm of Your Hand

- Ultimate sensitivity - the ability to detect diseases at early stages
- Superior confidence - minimal rate of false-positive and false-negative responses
- Fast results - providing test results within 5 minutes - easy logistics
- Minimal requirement to sample preparation allows for home use
- Single TIRF microchip can analyze over 100 different biomarkers at once
- Simultaneous detection of DNA, RNA, proteins, and metabolites




Reader ~\$400, Cartridges ~\$1-10

TIRF Technology is Mature



Numerous research groups are using our analytical-grade TIRF instruments that are capable of detecting single molecules. As Open Source platform, TIRF Labs will share with our partners the complete set of TIRF application development tools, methods and consumables, and provide technical support, including on-site training.

Downsizing TIRF Microarray



2015 - 2D TIRF microarray instruments were favorably evaluated against alternative detection systems by the US Department of Defence.

2016 - We extended 2D TIRF microarrays into the 3rd dimension using silk protein as lightguide and assay chamber.

2018 - We optimized the system to allow detection by smartphone camera and reduced the cost below \$400 for the reader and \$1-10 for the cartridge.



TIRF Labs, Inc., 106 Grendon Place, Cary Research Triangle Park, NC 27519 USA
www.i-Diagnostics.net
i-diagnostics@TIRF-labs.com

Let's Change the Future of Healthcare Together to Be a Step Ahead of Any Disease

